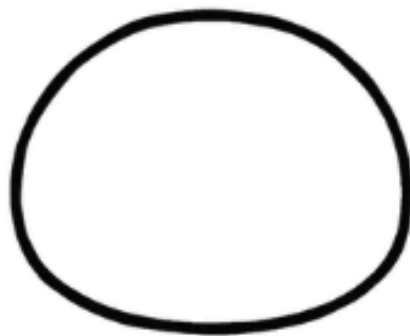



Let's Draw a Beetle



Step 2: Add the Head




Step 3: Draw Eyes and Smile




Step 4: Add Legs



Step 5: Finish with Antennae & a Line




Final Touch – Goofy Decorations



Time to Color



Dot to Dot Beetle




Trace the Beetle



Now You Try

Bring Me to Life with Color



drawtwist.com

You Did It - Aawesome job 🎉